

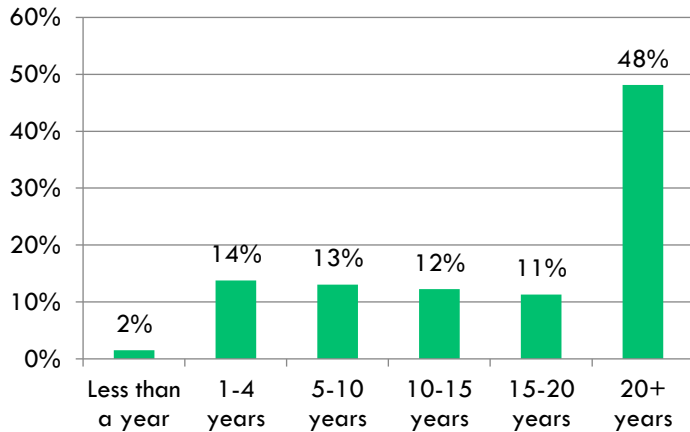
# 2022 Housing Survey Results

Summarized results from the *Housing Needs Survey: Phase II* to inform the Princeton Housing Production Plan

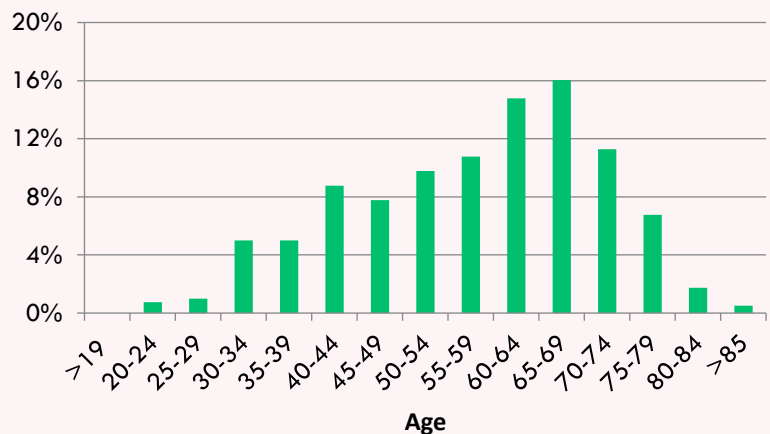


## Demographics of Respondents

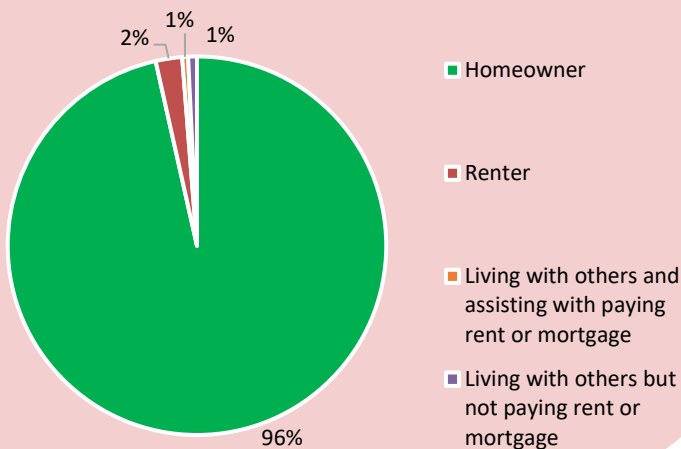
Years lived in Princeton



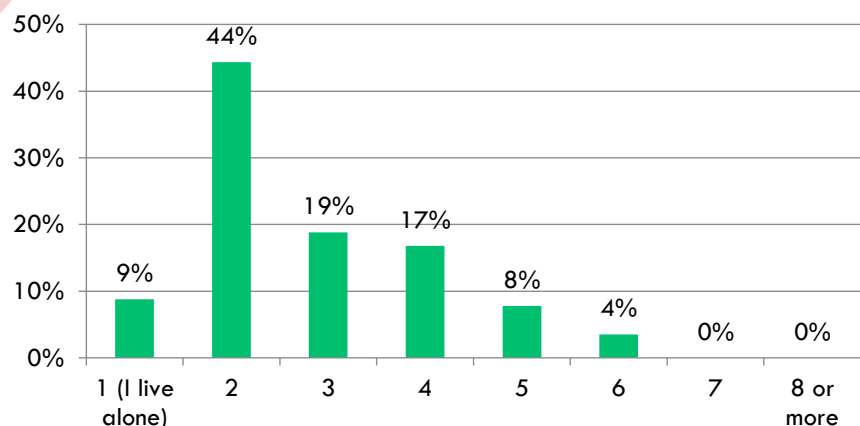
Age of Respondents



Current Housing Situation of Respondents



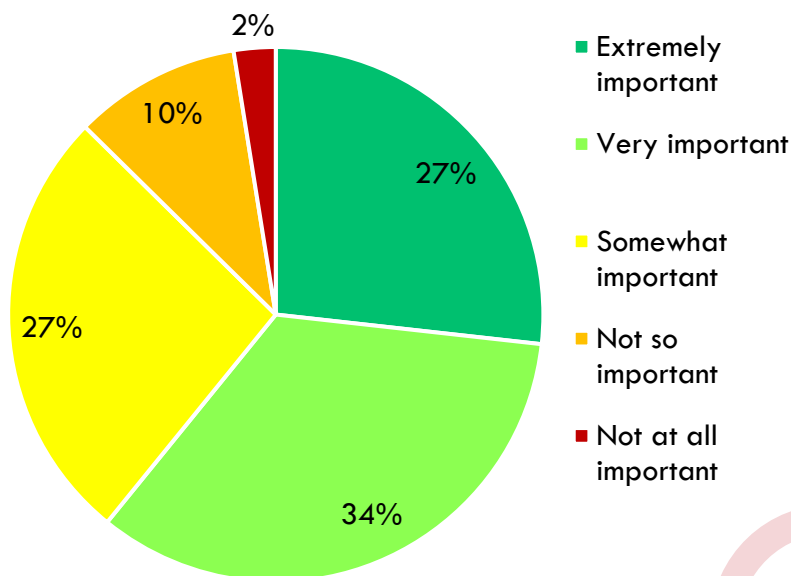
Number of People in Respondents' Household



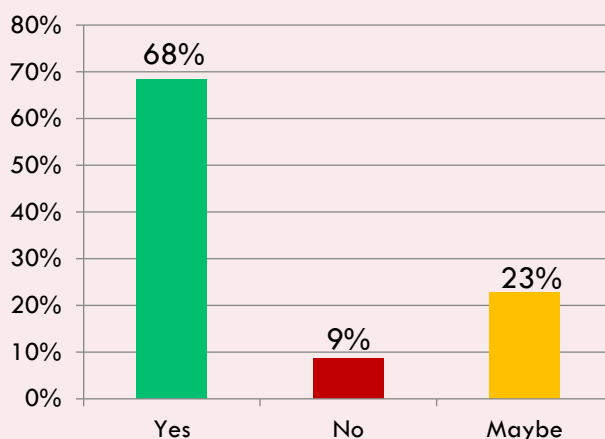
**Total Responses: 400**

Presented by the Princeton Housing Production Plan Committee  
With technical assistance from the Central Massachusetts Regional Planning Commission

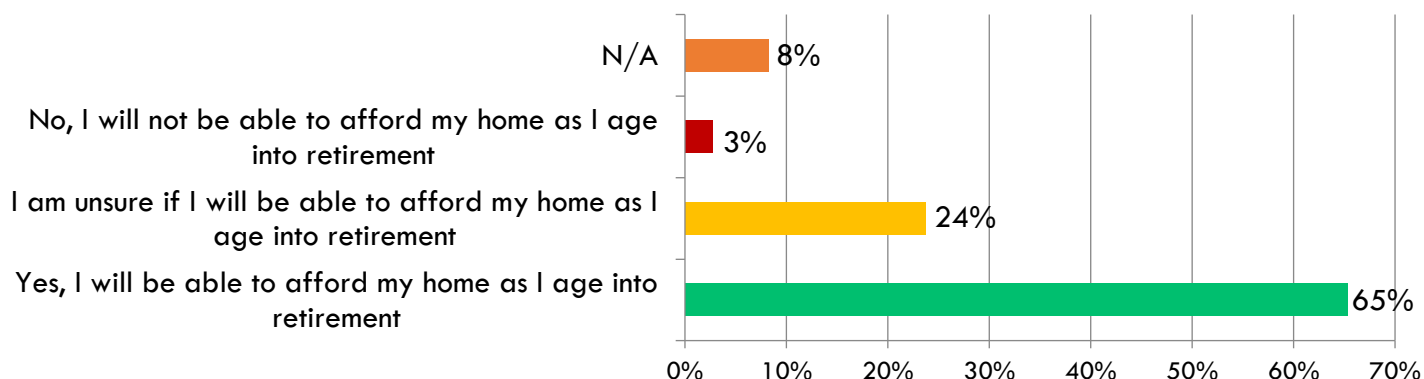
How important is it for you to remain in Princeton as you age?



Do you plan to live in your current residence as you age into retirement?



If you answered "Yes" to the previous question, do you anticipate being able to afford your home and associated costs as you age into retirement?



Which financial and support services for housing most fits your current need?

**65%** I do not need any support services  
**23%** Tax Relief  
**23%** Home Repair/Modification  
**17%** Support maintaining my home

In your opinion, what are Princeton's most pressing needs related to housing and development?

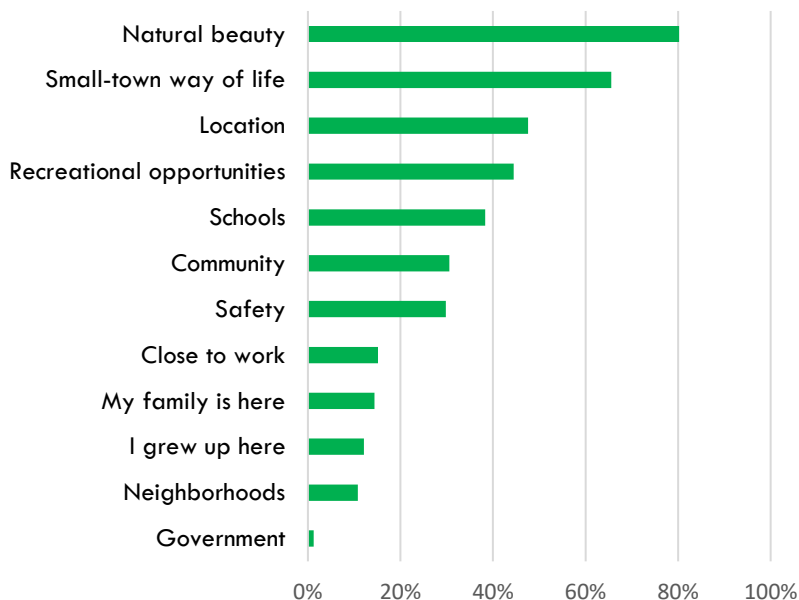
<b>46%</b>	Attracting new businesses
<b>44%</b>	Decreasing taxes
<b>40%</b>	Creating more housing that is affordable

**34%**

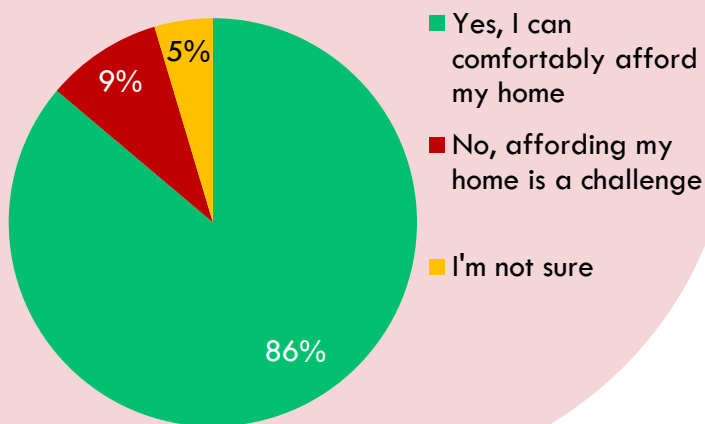
of respondents pay more than 30% of their monthly income towards housing costs



Which of the following attributes were most influential in your decision to reside in Princeton?



Are you comfortably able to afford your home and associated housing costs?



If you were to consider moving out of your community, which of the following factors would drive your decision to move?

Maintaining your current home will be too physically challenging	55%
Looking for a different home size that meets your needs	44%
Wanting to live in a different climate	30%
Maintaining your current home will be too expensive	27%
Looking for an area that has a lower cost of living	23%
Wanting to be closer to family	20%
Needing a more accessible home (i.e. wheelchair ramps, wide doorways, stair lifts, grab bars and rails)	16%
Looking to move to an independent living facility for older adults, retirement home, or other senior living community	13%
Needing access to public transportation	9%
Wanting to move to an area that has better health care facilities	4%
Needing to move closer to place of employment	4%

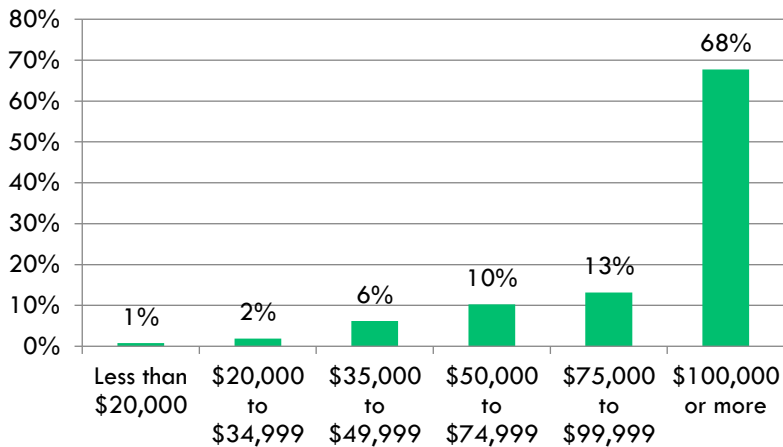
Which of the following populations do you think are most in need of increased housing options in Princeton?

Seniors	62%
First-time homebuyers	49%
Low-income households	43%
Families	41%
Young Professionals	23%



Total Responses: 400

## Annual household income range of respondents



Hypothetically, if there was an emergency expense requiring you to immediately come up with \$400, how much of a challenge would it be to pay that expense?

It would not be a challenge to pay the expense	70%
I could fairly easily pay the expense using cash, money currently in my savings/checking account, or on a credit card that I can pay in full at the next statement	23%
I could put it on my credit card and pay off the expense over time	5%
I would have to borrow money from a friend or family, or sell something in order to pay the expense	1%
I would not be able to pay the expense	1%

## Please rate the desirability of the following housing types in Princeton:

